



# Who is Beaufort County?

Beaufort County School District

Herbert Berg EdD



**22,346 Students**

**2,748 Full-Time Employees**

**1,611 Teachers**



# Local Colleges

- Technical College of the Lowcountry
  - 3,373 Students\*
- University of South Carolina-Beaufort
  - 2,026 Students\*

\* According to [collegestats.org](http://collegestats.org)



# Analyzing the Gaps in

- Students in Poverty
  - English Learners
- African-Americans



## **BCSD's Data in these Areas**

- Poverty Index is 56.7
- EL Population is 17%
- AA Population is 27%



# Poverty Index

State	61.18%
-------	--------

BCSD	56.70%
------	--------

---

Difference	-4.48%
------------	--------



BCSD students who  
qualify by definition of  
Poverty Index is  
**12,670 (56.7%)**



**17 out of 32**

**BCSD schools are above the  
State Poverty Index**





Rank	School	Poverty Index
<b>Lowest Poverty South Carolina School</b>		<b>7.31</b>
1	May River High	32.82
2	Coosa Elementary	36.05
3	Riverview Charter School	36.36
4	Hilton Head High	39.00
5	Pritchardville Elementary	41.66
6	H. E. McCracken Middle	42.67
7	River Ridge Academy	43.14
8	Okatie Elementary	45.40
9	Bluffton High	47.11
10	Beaufort High	49.82
11	Hilton Head Middle	53.95
12	Bluffton Middle	55.64
13	Bluffton Elementary	56.29
<b>Beaufort County Average</b>		<b>56.7</b>
14	Hilton Head Elementary	58.15
15	Hilton Head School For The Creative Arts	59.57
<b>Statewide Average</b>		<b>61.18</b>
16	Beaufort Middle	61.68
17	Lady's Island Middle	63.19
18	Battery Creek High	64.01
19	Red Cedar Elementary	65.74
20	Broad River Elementary	66.09
21	Port Royal Elementary	67.56
22	Michael C. Riley Elementary	70.89
23	Hilton Head Early Childhood Center	71.02
24	Mossy Oaks Elementary	72.08
25	Lady's Island Elementary	73.26
26	Whale Branch Early College High	74.11
27	Beaufort Elementary	77.63
28	Robert Smalls International Academy	77.95
29	Joseph S. Shanklin Elementary	82.95
30	Whale Branch Middle	84.60
31	St. Helena Elementary	90.17
32	Whale Branch Elementary	91.39
<b>Highest Poverty South Carolina School</b>		<b>98.04</b>

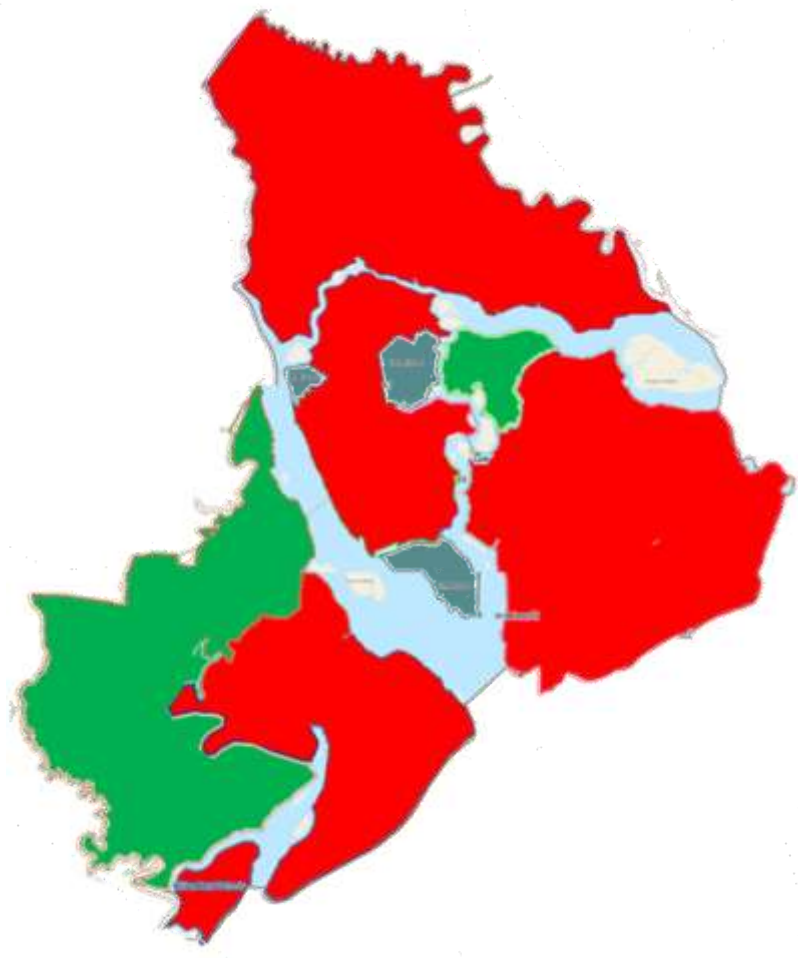


# Elementary Zones





# Elementary Zones with Poverty Above the BCSD Average



Higher Poverty than BCSD Avg.

Lower Poverty than BCSD Avg.



**3,596 EL Students**



BCSD's EL population accounts for **17.0%** of the district's population.



**BCSD accounts for  
8.1% of South Carolina's  
entire EL population.**

**BCSD represents only 2.8% of all students in SC**



Rank	School	EL Percentage
1	Riverview Charter School	1.5%
2	Whale Branch Early College High	1.8%
3	Beaufort Elementary	2.4%
4	Whale Branch Middle	2.5%
5	Coosa Elementary	2.6%
6	Beaufort High	3.5%
7	Whale Branch Elementary	3.9%
8	Lady's Island Middle	4.0%
9	Beaufort Middle	4.5%
10	St. Helena Elementary	5.4%
11	Mossy Oaks Elementary	5.8%
<b>Statewide Average</b>		<b>6.2%</b>
12	Lady's Island Elementary	6.8%
13	Port Royal Elementary	8.1%
14	Battery Creek High	9.8%
15	Okatie Elementary	10.1%
16	Joseph S. Shanklin Elementary	12.2%
17	Robert Smalls International Academy	12.3%
18	May River High	13.0%
19	River Ridge Academy	13.3%
<b>Beaufort County Average</b>		<b>17.0%</b>
20	Broad River Elementary	17.0%
21	Pritchardville Elementary	18.3%
22	H. E. McCracken Middle	19.0%
23	Hilton Head High	23.5%
24	Bluffton Elementary	24.1%
25	Bluffton High	26.6%
26	Hilton Head School For The Creative Arts	29.1%
27	Red Cedar Elementary	30.1%
28	Hilton Head Middle	30.4%
29	Bluffton Middle	34.0%
30	Hilton Head Early Childhood Center	34.4%
31	Hilton Head Elementary	36.2%
32	Michael C. Riley Elementary	44.4%



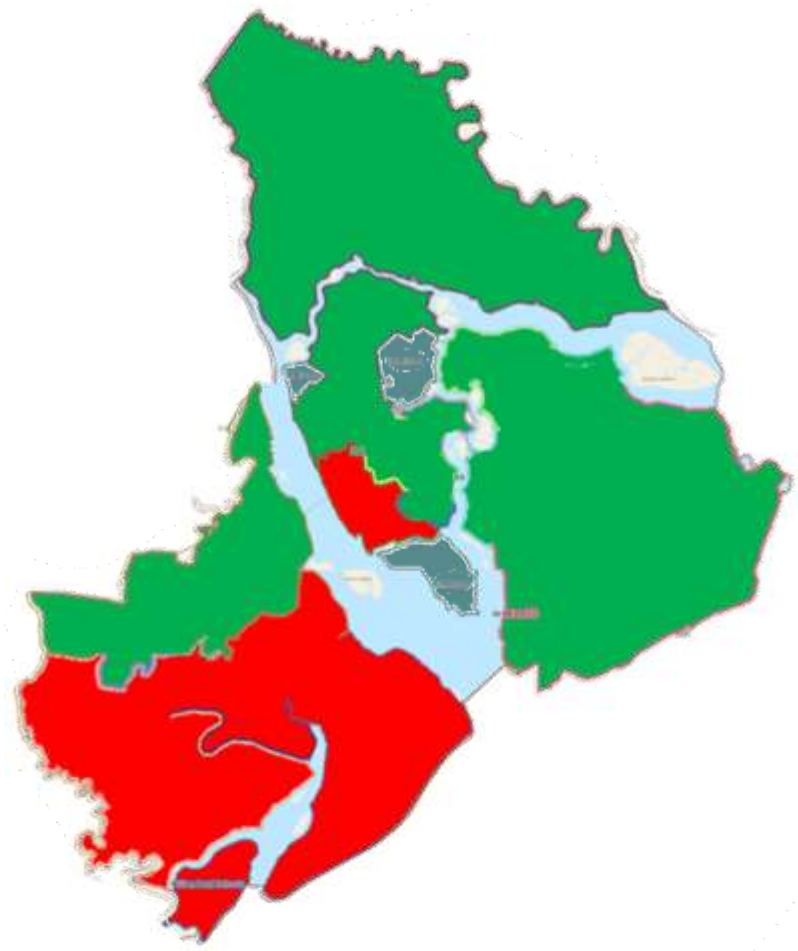
# Elementary Zones







# Elementary Zones with EL Populations Above the BCSD Average



Higher EL Population than BCSD Avg.

Lower EL Population than BCSD Avg.



**5,937 AA Students**



**BCSD's African-American population accounts for 27.0% of the district's total population.**



**BCSD schools range  
from 8%  
African-American  
to 83%**



Rank	School	AA Percentage
<b>SC School with Lowest AA%</b>		<b>0.0%</b>
1	Pritchardville Elementary	8.0%
2	Hilton Head High	8.5%
3	Michael C. Riley Elementary	8.8%
4	Hilton Head Elementary	10.2%
5	Bluffton Elementary	10.9%
6	River Ridge Academy	11.4%
7	H. E. McCracken Middle	11.9%
8	Hilton Head Middle	12.0%
9	May River High	12.1%
10	Red Cedar Elementary	12.3%
11	Bluffton High	12.7%
12	Okatie Elementary	13.0%
13	Hilton Head Early Childhood Center	13.3%
14	Bluffton Middle	13.7%
15	Hilton Head School For The Creative Arts	15.7%
16	Coosa Elementary	17.0%
17	Riverview Charter School	25.0%
<b>Beaufort County Average</b>		<b>27.0%</b>
<b>Statewide Average</b>		<b>33.6%</b>
18	Beaufort High	34.5%
19	Port Royal Elementary	34.5%
20	Mossy Oaks Elementary	37.7%
21	Broad River Elementary	39.0%
22	Beaufort Middle	41.7%
23	Battery Creek High	46.3%
24	Lady's Island Middle	50.1%
25	Robert Smalls International Academy	50.6%
26	Lady's Island Elementary	54.9%
27	Joseph S. Shanklin Elementary	56.5%
28	Beaufort Elementary	58.2%
29	St. Helena Elementary	76.4%
30	Whale Branch Elementary	78.4%
31	Whale Branch Early College High	80.5%
32	Whale Branch Middle	83.1%
<b>SC School with Highest AA%</b>		<b>98.8%</b>

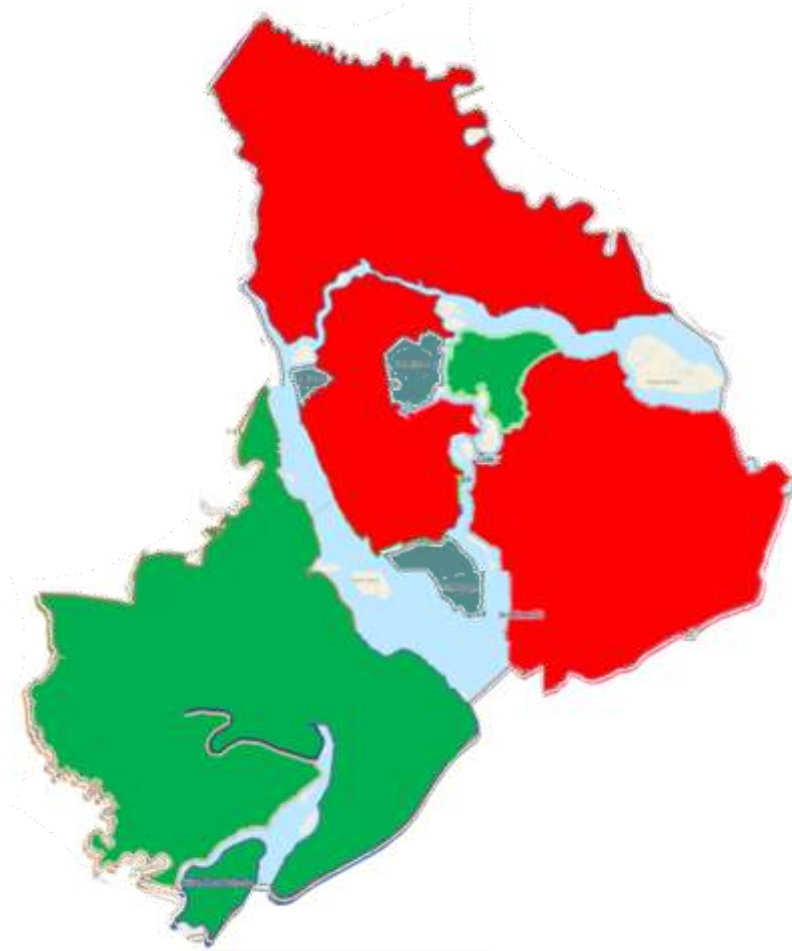


# Elementary Zones





# Elementary Zones with AA Populations Above the BCSD Average



Higher AA Population than BCSD Avg.

Lower AA Population than BCSD Avg.



# Areas of Gap Potential

Poverty

EL

African-American





School	Poverty
May River High	1
Coosa Elementary	2
Riverview Charter School	3
Hilton Head High	4
Pritchardville Elementary	5
H. E. McCracken Middle	6
River Ridge Academy	7
Okatie Elementary	8
Bluffton High	9
Beaufort High	10
Hilton Head Middle	11
Bluffton Middle	12
Bluffton Elementary	13
Hilton Head Elementary	14
Hilton Head School For The Creative Arts	15
Beaufort Middle	16
Lady's Island Middle	17
Battery Creek High	18
Red Cedar Elementary	19
Broad River Elementary	20
Port Royal Elementary	21
Michael C. Riley Elementary	22
Hilton Head Early Childhood Center	23
Mossy Oaks Elementary	24
Lady's Island Elementary	25
Whale Branch Early College High	26
Beaufort Elementary	27
Robert Smalls International Academy	28
Joseph S. Shanklin Elementary	29
Whale Branch Middle	30
St. Helena Elementary	31
Whale Branch Elementary	32



School	Poverty	EL
Riverview Charter School	3	1
Whale Branch Early College High	26	2
Beaufort Elementary	27	3
Whale Branch Middle	30	4
Coosa Elementary	2	5
Beaufort High	10	6
Whale Branch Elementary	32	7
Lady's Island Middle	17	8
Beaufort Middle	16	9
St. Helena Elementary	31	10
Mossy Oaks Elementary	24	11
Lady's Island Elementary	25	12
Port Royal Elementary	21	13
Battery Creek High	18	14
Okatie Elementary	8	15
Joseph S. Shanklin Elementary	29	16
Robert Smalls International Academy	28	17
May River High	1	18
River Ridge Academy	7	19
Broad River Elementary	20	20
Pritchardville Elementary	5	21
H. E. McCracken Middle	6	22
Hilton Head High	4	23
Bluffton Elementary	13	24
Bluffton High	9	25
Hilton Head School For The Creative Arts	15	26
Red Cedar Elementary	19	27
Hilton Head Middle	11	28
Bluffton Middle	12	29
Hilton Head Early Childhood Center	23	30
Hilton Head Elementary	14	31
Michael C. Riley Elementary	22	32



School	Poverty	EL	AA
Pritchardville Elementary	5	21	1
Hilton Head High	4	23	2
Michael C. Riley Elementary	22	32	3
Hilton Head Elementary	14	31	4
Bluffton Elementary	13	24	5
River Ridge Academy	7	19	6
H. E. McCracken Middle	6	22	7
Hilton Head Middle	11	28	8
May River High	1	18	9
Red Cedar Elementary	19	27	10
Bluffton High	9	25	11
Okatie Elementary	8	15	12
Hilton Head Early Childhood Center	23	30	13
Bluffton Middle	12	29	14
Hilton Head School For The Creative Arts	15	26	15
Coosa Elementary	2	5	16
Riverview Charter School	3	1	17
Beaufort High	10	6	18
Port Royal Elementary	21	13	19
Mossy Oaks Elementary	24	11	20
Broad River Elementary	20	20	21
Beaufort Middle	16	9	22
Battery Creek High	18	14	23
Lady's Island Middle	17	8	24
Robert Smalls International Academy	28	17	25
Lady's Island Elementary	25	12	26
Joseph S. Shanklin Elementary	29	16	27
Beaufort Elementary	27	3	28
St. Helena Elementary	31	10	29
Whale Branch Elementary	32	7	30
Whale Branch Early College High	26	2	31
Whale Branch Middle	30	4	32



School	Poverty	EL	AA	GAP Potential
Riverview Charter School	3	1	17	7
Coosa Elementary	2	5	16	7.67
Pritchardville Elementary	5	21	1	9.33
May River High	1	18	9	9.67
Hilton Head High	4	23	2	10
River Ridge Academy	7	19	6	11
Beaufort High	10	6	18	11.33
H. E. McCracken Middle	6	22	7	12
Okatie Elementary	8	15	12	12
Bluffton Elementary	13	24	5	14.33
Bluffton High	9	25	11	15.33
Beaufort Middle	16	9	22	15.67
Hilton Head Middle	11	28	8	16
Lady's Island Middle	17	8	24	16.33
Hilton Head Elementary	14	31	4	16.67
Port Royal Elementary	21	13	19	18
Mossy Oaks Elementary	24	11	20	18.33
Bluffton Middle	12	29	14	18.67
Battery Creek High	18	14	23	18.67
Red Cedar Elementary	19	27	10	19
Hilton Head School For The Creative Arts	15	26	15	19
Michael C. Riley Elementary	22	32	3	19.33
Beaufort Elementary	27	3	28	19.67
Whale Branch Early College High	26	2	31	20
Broad River Elementary	20	20	21	20.67
Lady's Island Elementary	25	12	26	21.33
Hilton Head Early Childhood Center	23	30	13	22.33
Whale Branch Middle	30	4	32	22.67
Robert Smalls International Academy	28	17	25	23.67
Whale Branch Elementary	32	7	30	23.67
St. Helena Elementary	31	10	29	24
Joseph S. Shanklin Elementary	29	16	27	24.67



# BCSD's 32 Unique Schools



# Professional Licensed Teachers

At least **3** years of teaching experience

Completed **120** hours of recertification

Successfully passed formal evaluation



Rank	School	PLT
1	Riverview Charter School	96.0%
2	Coosa Elementary	82.4%
3	Okatie Elementary	79.1%
4	Red Cedar Elementary	75.9%
5	Mossy Oaks Elementary	70.6%
6	Beaufort High	70.4%
7	Michael C. Riley Elementary	69.7%
8	River Ridge Academy	68.9%
9	Bluffton High	68.4%
10	H. E. McCracken Middle	67.4%
11	Battery Creek High	67.2%
12	Beaufort Elementary	65.3%
13	Joseph S. Shanklin Elementary	64.7%
14	Hilton Head School For The Creative Arts	63.8%
15	Bluffton Middle	63.0%
16	Hilton Head Elementary	62.8%
<b>Beaufort County School District</b>		<b>61.8%</b>
17	Hilton Head High	60.2%
18	May River High	59.7%
19	Beaufort Middle	58.3%
20	Whale Branch Middle	58.1%
21	Lady'S Island Middle	56.8%
22	Broad River Elementary	56.8%
23	Lady'S Island Elementary	53.6%
24	Whale Branch Elementary	53.5%
25	Bluffton Elementary	51.8%
26	Whale Branch Early College High	51.5%
27	Pritchardville Elementary	50.9%
28	Port Royal Elementary	47.6%
29	St. Helena Elementary	42.1%
30	Robert Smalls International Academy	41.3%
31	Hilton Head Middle	30.3%
NA	Hilton Head Early Childhood Center	NA



**18 out of 29\* schools  
with new leadership  
in the past 5 years.**

\*Does not include new schools such as  
May River High or River Ridge Academy





School	GAP Potential	Index
Riverview Charter School	1	7.00
Coosa Elementary	2	7.67
Pritchardville Elementary	3	9.33
May River High	4	9.67
Hilton Head High	5	10.00
River Ridge Academy	6	11.00
Beaufort High	7	11.33
H. E. McCracken Middle	8	12.00
Okatie Elementary	8	12.00
Bluffton Elementary	10	14.33
Bluffton High	11	15.33
Beaufort Middle	12	15.67
Hilton Head Middle	13	16.00
Lady'S Island Middle	14	16.33
Hilton Head Elementary	15	16.67
Port Royal Elementary	16	18.00
Mossy Oaks Elementary	17	18.33
Bluffton Middle	18	18.67
Battery Creek High	18	18.67
Hilton Head School For The Creative Arts	20	19.00
Red Cedar Elementary	20	19.00
Michael C. Riley Elementary	22	19.33
Beaufort Elementary	23	19.67
Whale Branch Early College High	24	20.00
Broad River Elementary	25	20.67
Lady'S Island Elementary	26	21.33
Hilton Head Early Childhood Center	27	22.33
Whale Branch Middle	28	22.67
Robert Smalls International Academy	29	23.67
Whale Branch Elementary	29	23.67
St. Helena Elementary	31	24.00
Joseph S. Shanklin Elementary	32	24.67



School	GAP Potential	PLT Rank	PLT %
Riverview Charter School	1	1	96.00%
Coosa Elementary	2	2	82.40%
Pritchardville Elementary	3	27	50.90%
May River High	4	18	59.70%
Hilton Head High	5	17	60.20%
River Ridge Academy	6	8	68.90%
Beaufort High	7	6	70.40%
Okatie Elementary	8	3	79.10%
H. E. McCracken Middle	8	10	67.40%
Bluffton Elementary	10	25	51.80%
Bluffton High	11	9	68.40%
Beaufort Middle	12	19	58.30%
Hilton Head Middle	13	31	30.30%
Lady'S Island Middle	14	21	56.80%
Hilton Head Elementary	15	16	62.80%
Port Royal Elementary	16	28	47.60%
Mossy Oaks Elementary	17	5	70.60%
Battery Creek High	18	11	67.20%
Bluffton Middle	18	15	63.00%
Red Cedar Elementary	20	4	75.90%
Hilton Head School For The Creative Arts	20	14	63.80%
Michael C. Riley Elementary	22	7	69.70%
Beaufort Elementary	23	12	65.30%
Whale Branch Early College High	24	26	51.50%
Broad River Elementary	25	22	56.80%
Lady'S Island Elementary	26	23	53.60%
Hilton Head Early Childhood Center	27	NA	NA
Whale Branch Middle	28	20	58.10%
Robert Smalls International Academy	29	30	41.30%
Whale Branch Elementary	29	24	53.50%
St. Helena Elementary	31	29	42.10%
Joseph S. Shanklin Elementary	32	13	64.70%



School	GAP Potential	PLT Rank	Change in Leadership (5)
Riverview Charter School	1	1	No
Coosa Elementary	2	2	YES
Pritchardville Elementary	3	27	YES
May River High	4	18	NA
Hilton Head High	5	17	No
River Ridge Academy	6	8	NA
Beaufort High	7	6	YES
Okatie Elementary	8	3	No
H. E. McCracken Middle	8	10	YES
Bluffton Elementary	10	25	No
Bluffton High	11	9	YES
Beaufort Middle	12	19	No
Hilton Head Middle	13	31	YES
Lady'S Island Middle	14	21	YES
Hilton Head Elementary	15	16	YES
Port Royal Elementary	16	28	No
Mossy Oaks Elementary	17	5	YES
Battery Creek High	18	11	YES
Bluffton Middle	18	15	YES
Red Cedar Elementary	20	4	No
Hilton Head School For The Creative Arts	20	14	No
Michael C. Riley Elementary	22	7	No
Beaufort Elementary	23	12	YES
Whale Branch Early College High	24	26	YES
Broad River Elementary	25	22	No
Lady'S Island Elementary	26	23	No
Hilton Head Early Childhood Center	27	NA	No
Whale Branch Middle	28	20	YES
Whale Branch Elementary	29	24	YES
Robert Smalls International Academy	29	30	YES
St. Helena Elementary	31	29	YES
Joseph S. Shanklin Elementary	32	13	YES



We are Beaufort County



# South Carolina School Report Cards

Gap Potential and Report Card Correlation



# Gap Potential to Overall Report Card Rating

School	GAP Potential	Overall
Riverview Charter School	7	Excellent (MS) - Good (ES)
Coosa Elementary	7.67	Excellent
Pritchardville Elementary	9.33	Good
May River High	9.67	Excellent
Hilton Head High	10	Good
River Ridge Academy	11	Good (ES & MS)
Beaufort High	11.33	Average
H. E. Mccracken Middle	12	Average
Okatie Elementary	12	Good
Bluffton Elementary	14.33	Good
Bluffton High	15.33	Good
Beaufort Middle	15.67	Average
Hilton Head Middle	16	Unsatisfactory
Lady's Island Middle	16.33	Below Average
Hilton Head Elementary	16.67	Below Average
Port Royal Elementary	18	Average
Mossy Oaks Elementary	18.33	Average
Battery Creek High	18.67	Below Average
Bluffton Middle	18.67	Average
Hilton Head School For The Creative Arts	19	Average
Red Cedar Elementary	19	Good
Michael C. Riley Elementary	19.33	Average
Beaufort Elementary	19.67	Below Average
Whale Branch Early College High	20	Average
Broad River Elementary	20.67	Average
Lady's Island Elementary	21.33	Below Average
Hilton Head Early Childhood Center	22.33	
Whale Branch Middle	22.67	Unsatisfactory
Robert Smalls International Academy	23.67	Average (ES & MS)
Whale Branch Elementary	23.67	Below Average
St. Helena Elementary	24	Below Average
Joseph S. Shanklin Elementary	24.67	Below Average



# On Track to...

Achievement Rank Difference					
School	GAP Potential	GAP Potential Ranking	Achievement	Achievement Rank	Difference
Red Cedar Elementary	19	15	53.7%	6	9
Michael C. Riley Elementary	19.33	17	49.5%	9	8

Growth Rank Difference					
School	GAP Potential	GAP Potential Ranking	Growth	Growth Rank	Difference
Robert Smalls International Academy	23.67	22	62.4%	2	20
Whale Branch Elementary	23.67	22	60.1%	6	16
St. Helena Elementary	24	24	54.7%	10	14
Michael C. Riley Elementary	19.33	17	61.2%	4	13
Red Cedar Elementary	19	15	62.1%	3	12
Joseph S. Shanklin Elementary	24.67	25	49.0%	13	12